

CADAC |  DOMETIC

TRIO POWER PAK

MODEL No: 370, 370-QR



MODEL: 370



MODEL: 370-QR



USER INSTRUCTIONS

EN DE DK ES FR IT NL NO PL SE SI FI TR

CAUTION

Provide ample ventilation as this product gets connected to gas appliances which consume air (oxygen). If more gas appliances and/or occupants using gas are added to the space, additional ventilation must be provided.

IMPORTANT

Read these instructions carefully so as to familiarise yourself with the product before fitting it to a gas appliance.

Retain these instructions for future reference.

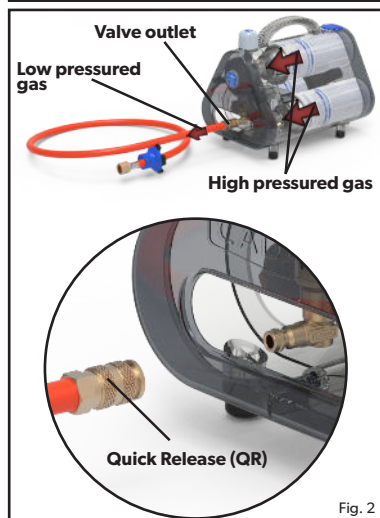

1. General

- The CADAC | DOMETIC Trio Power Pak is a light weight, compact LPG source for CADAC | DOMETIC and other camping products, it replaces a gas cylinder and regulator. You fit the gas cartridges into the Trio Power Pak and then to a camping stove or BBQ.
- This regulator complies with EN16129:2013.
- Appliance category: I3B(28-30mbar) All GB, FR, NL, NO, SI, CH, TR, DE, AT and LU
- Appliance category: I3B(50mbar) DE, AT and LU
- This appliance uses the CADAC 220g/227g bayonet type cartridge or any other locally approved 220/227g butane-propane mixture cartridge.
- The Trio Power Pak is to be used only in the horizontal position.
- Gas appliances require ventilation for efficient performance and to ensure the safety of users and other persons in close proximity.
- The Power Pak is fitted with a regulator with a maximum supply rate of 1.0kg/hour.
- The user may adjust the supply rate of the Power Pak unit by turning the control valve on the Power Pak from fully closed to fully open.
- For outdoor use only!

Country name abbreviations			
AT=Austria	DK=Denmark	GB=UnitedKingdom	NO=Norway
BE=Belgium	ES=Spain	IE=Ireland	PL=Poland
CH=Switzerland	FI=Finland	IT=Italy	PT=Portugal
DE=Germany	FR=France	NL=Netherlands	SE=Sweden
SI=Slovenia	TR = Turkey		


2. Safety information

- The Trio Power Pak is guaranteed for a period of 2 years against factory faults. Natural wear and tear and valve components are excluded. Warranty excludes damage caused by improper handling, misuse or repair by an unauthorized LP gas dealer. Liability is limited to replacement of products. Never use in an unventilated room with all windows and doors closed.
- Never place the Trio Power Pak on a stove, and always keep it at least 1 meter away from any source of heat (Fig. 1), and ensure it is not placed in an environment where the temperature will exceed 40°C.
- Always store, transport or use the Trio Power Pak in a horizontal position as seen in images in this guide.
- When not in use, keep the valve closed.
- Do not use an appliance which is leaking, damaged or which does not operate properly (malfunctioning).
- If you suspect a gas leak, soapy water must be applied to the joints (the appliance must not be fully immersed in soapy water as this may result in an unsafe operation of the appliance). Any leakage will be seen as bubbles coming from the leakage point. If you cannot remedy any leakage, unscrew the gas cartridge from the appliance and return the appliance to your stockist.
- This product and the connected gas appliance should only be used in a well-ventilated location (minimum ventilation requirement 5m³/h) in order to satisfy official ventilation standards for the supply of sufficient combustion air and to avoid the dangerous building up of unburned gases.
- Gas cartridges must be fitted or changed in a well-ventilated location, preferably outside and away from any sources of ignition, such as naked flames, pilots, electric fires and away from other people.
- Never leave the appliance unattended when in use.
- Do not modify the appliance. Do not use it for anything for which it has not been designed.
- Remove the gas cartaridges when not in use.



3. Assembly & Operation

- First ensure the control knob on the Trio Power Pak is closed.
- Ensure that the hose is connected securely to the outlet of the Power Pak (Fig. 2).
- Connect the other end of the hose securely to the appliance you wish to operate, using the hand wheel to tighten (Fig. 3).
 - 1: Hand wheel (17mm Hex) and hose component
 - 2: Move the handle wheel to the end of the hose sliding it over the brass nut.
 - 3: Connect brass nut to the inlet of the BBQ, turn the hand wheel to tighten.
 - 4: Test the connection is sufficiently tightened before use.
- Insert the gas cartridges into the unit by aligning the grooves, then push the cartridge inwards and turn clockwise as shown (Fig. 4).
- Turn the control knob on the Power Pak anti-clockwise to increase the gas flow (Fig. 5).
- Then turn on the appliance you wish to operate, and light the appliance.
- Adjust the control knob, to reach the desired level gas flow to the appliance.
- Heat control to be done using the appliance control knob.



Brass nut

Hand Wheel



Fig. 3

4. To disconnect the unit

- Close the control knob.
- Remove the cartridge/s by turning counterclockwise and remove.
- Disconnect the hose from the appliance and pack the unit away for storage.
- Cartridges should always be stored in a cool, dry, well-ventilated area.

5. Checking for leaks

- To check for leaks, apply soapy water to the connection areas and see if any bubbles are visible. Any leakage will be seen as bubbles coming from the leakage point. If you cannot remedy any leakage, return your product to your stockist. Leaking gas cartridges can only be detected by the smell of gas.

6. Spares

- Always use genuine spares as they have been designed to give optimum performance.

Item	Spare No.	Item	Spare No.
	370-SP011		370-SP012
	370-SP003 (30mbar)		370-SP005
	370-SP013 (50mbar)		370-SP004
	370-SP008		370-SP013



Fig. 4



Fig. 5

CADAC SOUTH AFRICA

P.O. Box 43196,
 Industria, 2042 South Africa
 Tel: +27 11 470 6600
 Email: info@cadac.co.za
 www.cadacsa.co.za

CADAC UK

14 Deanfield Court,
 Link59 Business Park,
 Clitheroe, Lancashire,
 BB7 1QS
 United Kingdom.
 Tel: +44 (0) 333 2000363
 E-mail: info@cadacuk.com
 www.cadacinternational.com

CADAC MOZAMBIQUE

Exclusive Brands Africa
 492 Avenida Namaacha
 Maputo, Mozambique
 Tel: +258 21 406254
 www.cadac.co.mz

CADAC IRAN

Robin Bazargan Carin Co.
 Unit D, 6th Floor, Negin Zafar
 Building, No.1327,
 Shariati Street, Tehran, Iran
 Tel: +98 21 276 00 781
 Mail: info@cadac.ir

CADAC CHINA

Room 807, Huayue International
 Building, No.255 Tiangao Road,
 South
 Yinzhou business district,
 Ningbo, China
 Tel: +86 574 87723937
 Email: info@cadac.com.cn

CADAC SWEDEN & NORWAY

KAMA FRITID AB
 0046 36 353700
 info@kamafritid.se

CADAC EUROPE

Ratio 26, 6921 RW Duiven
 The Netherlands
 Tel: +31 26 319 7740
 Email: info@cadaceurope.com
 www.cadacinternational.com

CADAC SCANDINAVIA

Millarco International A/S
 Rokhøj 26
 8520 Lystrup, Denmark
 Phone: +45 87 43 42 00
 millarco@millarco.dk
 www.millarco.com

CADAC MONTENEGRO

City kvart Z1L6
 81000 Podgorica, Montenegro
 Tel 38220671446, 38269020063
 E-mail: coca@t-com.me

CADAC DENMARK

Camper Fritid
 Industrivej 11
 6640 Lunderskov, Denmark
 Tel.: +45 7558 5255
 Email: info@camper.dk
 www.camper.dk

CADAC ZIMBABWE

Exclusive Brands Africa
 Unit 8 Birkenhead Park
 43 Josiah Chinamano Street
 Belmont, Bulawayo
 Tel: +263 971 740 (Bul)
 Tel: +263 479 2564 (Har)
 www.cadac.co.zw

CADAC GERMANY

Ratio 26, 6921 RW Duiven
 The Netherlands
 Tel: +31 26 319 7740
 Email: info@cadaceurope.com
 www.cadacinternational.com

CADAC Czech Rep.

RÖSLER Praha spol. s r.o.
 K Horkám 19/21
 102 00 Praha 10 Česká republika
 Tel: +420 267 188 011
 Email: info@rosler.cz
 www.rosler.cz

CADAC FINLAND

OY KAMA FRITID AB
 Koivuhaantie 2-4 B
 01510 VANTAA
 00358 20 792 0310
 info@kamafritid.fi

CADAC POLAND

Kamai
 Wola Batorska 461
 32-007 Wola Batorska Poland
 Tel: +48 12 635 1373
 Email: handlowy@kamai.pl
 www.kamai.pl

CADAC ZAMBIA

Exclusive Brands Africa Limited
 7225A Kachidza Road
 Light Industrial Area
 Lusaka, Zambia
 Tel: +260 211 842015
 Tel: +260977 345034
 Email: info@ebagr.com

CADAC FRANCE

Le Viallon, 42520 Veranne
 France
 Tel: +33 4 74 78 13 65
 Email: info@cadaceurope.com
 www.cadacinternational.com

CADAC NEW ZEALAND

Riverlea Group (Pty) Ltd
 2A Maui Street, Pukete,
 Hamilton 3200, New Zealand
 Tel: +64 7 847 0204
 Email: sales@riverleagroup.co.nz
 www.riverleagroup.co.nz

CADAC U.A.E.

Supreme Impex General Trading
 LLC Office No. 1801-7 Latifa
 Tower Sheikh Zayed Road
 Dubai, UAE

CADAC ITALY

Brunner SRL/GMBH
 via Buozzi, 8
 39100 Bolzano (Italy)
 Tel: +39 0471 542900
 Email: info@brunner.it
 www.brunnerinternational.com

CADAC SOUTH EAST EUROPE

Bulevar oslobodjenja 285
 Tel: +381 11 339 2700
 Email: sinisaj@cadac.rs
 www.cadac.rs