

CADAC |  DOMETIC

I-BRAAI BLUETOOTH THERMOMETER

MODEL No: 2017001



USER INSTRUCTIONS

EN DE NL FR



Explanation of Symbols



Recycling products with batteries, rechargeable batteries and light sources.

- Remove any batteries, rechargeable batteries and light sources before recycling the product
- Return defective or used batteries to your retailer or dispose of them at collection points
- Do not dispose of any batteries, rechargeable batteries or light sources with your general household waste.
- If you wish to fully dispose of the product, ask your local recycling center or specialist dealer for details about how to do this in accordance with the applicable disposal regulations.
- The product can be disposed free of charge.



Recycling packaging material. Place the packaging material in the appropriate recycling waste bins wherever possible.

CAUTION

This product gets used with products in connection with hot surfaces.

IMPORTANT

Read these instructions carefully so as to familiarise yourself with the product.

Retain these instructions for future reference.

1. General

Thank you for purchasing the i-Braai thermometer.

To get started, simply follow the below steps to help guide you on how to set up and how to operate the app and its functions.

2. In the box

- 1x i-Braai thermometer
- 1x Coin cell battery (installed)
- 1x Meat probe
- 1x Magnetic base

3. Quick start instructions

Download the CADAC i-Braai app from the App Store® or Google Play™ store by typing in "i-Braai" as the keyword in the search bar (See Fig. 1 for app icon).

The CADAC i-Braai is compatible with the following devices:

- iPhone® (4S and later)
- iPad® (3rd generation and later)
- iPad mini™ (all generations)
- iPod touch® (5th generation and later)
- Android™ devices equipped with
- Bluetooth® 4.0 and running Android™ software version 4.3 or later

Separate the i-Braai from its base by firmly holding the base with one hand and gently pulling the i-Braai top upwards with the other hand. On the underside of the i-Braai, turn and open the battery cover by twisting it counter-clockwise, remove the plastic lint and replace the cover. (Fig. 2)

Place the i-Braai top back onto its base.

Plug the probe into the probe port of the i-Braai.

Enable Location and then Bluetooth® on your smart device under 'Settings'.

Tap the power button located at the bottom of the faceplate.

Open the CADAC i-Braai App on your smart device.

Press on search in the centre of the app and it will automatically pair with your i-Braai thermometer (Fig. 3 and 4).

You are now connected and ready to use your i-Braai. (Fig. 5)



Fig. 1




Fig. 2




Fig. 3

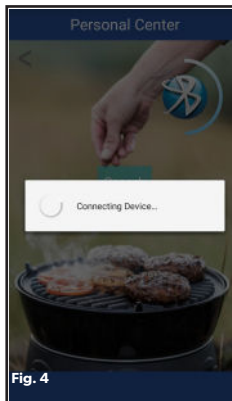


Fig. 4

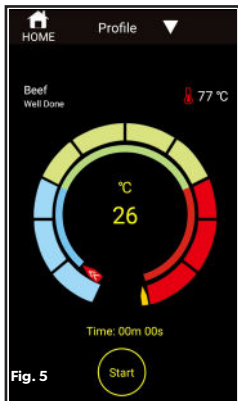


Fig. 5

4. Powering On & Off

To turn on the i-Braai follow these steps:

- Make sure the probe is installed
- Press the power button located at the centre of the faceplate once.
- Press the power button again quickly to change between Celsius and Fahrenheit.

To turn off the i-Braai follow these steps:

- Press and hold down the power button located in the centre of the faceplate for several seconds.

5. Connecting

To connect your i-Braai to your iPhone®, iPad®, iPod touch® or Android™ device follow these steps:

- Open Settings.
- Set Location to On.
- Tap Bluetooth®.
- Set Bluetooth® to On.
- While turned on, place your i-Braai thermometer next to your smart device and open the i-Braai App.
- Select "Search" in the centre of the screen.

6. Disconnecting

To disconnect your i-Braai device from your iPhone®, iPad®, iPod Touch® or Android™ device, follow these steps:

- While turned on, place your i-Braai next to your smart device and select the home screen.
- Tap "Pair" in the top left corner of the screen.
- Tap "Disconnect" in the centre of the screen.

7. Positioning of magnetic base

- The base of the i-Braai is magnetic for convenient positioning on a cool portion of your grill, smoker or other magnetic surfaces.
- The magnetic base is not designed to withstand high heat and it must be placed on a cool surface.

8. Probe

- Meat probes should always be inserted into the centre of the item being cooked for an accurate temperature reading.
- When using the standard meat probe, be sure to route the probe wire where it will not be exposed to flames or temperatures exceeding 572°F / 300°C).
- The probe should be cleaned by hand with a damp towel or sanitary wipe. The probe is not dishwasher safe. Take precaution not to get the wiring of the probe wet.
- Be sure to avoid water exposure to the wiring of the probes as well as the area where the wiring and crimp meet the probe.
- The probe is not waterproof and damage may result from water exposure.
- The probe should never be submersed in water.

9. APP functions

BBQ (Fig. 6)

- The i-Braai App offers pre-set alarms for many types of meats and cooking temperatures. Tapping profile and then meat type will take you to the pre-set alarms.
- Change between type of meats by tapping the meat type or temperature mark.
- Once the meat is selected, you can 'Select Your Doneness.'
- Tap "Back" and then "Start" to commence.
- You can also create your own custom pre-set alarm for any desired temperature by tapping profile and then type of meats or temperature mark.
- You can choose to bypass the pre-set alarms by choosing "Temperature" or "Timer".
- For "Temperature" choose the desired doneness and then start.
- For "Timer" choose the time and then start for the countdown to commence.

CAMERA (Fig. 7)

- Upload photos of your meals whilst they are still cooking and share it with others.
- Tap the camera icon and choose the platform to share it.

SETTINGS (Fig. 8)

- Choose your alarm tone by doing the following:
- Select profile to view the sound options.
- Tap on each tone to hear and select the desired ton sound.

SUPPORT

- Instruction manual

VERSION

- Version of the installed APP

10. Warranty

CADAC Europe BV hereby warrants to the ORIGINAL PURCHASER of this CADAC product, that it will be free of defects in material and workmanship from the date of purchase for 2 years.

The warranty will only apply if the unit is assembled and operated in accordance with the printed instructions.

CADAC Europe BV may require reasonable proof of your date of purchase. THEREFORE, YOU SHOULD RETAIN YOUR SALES SLIP OR INVOICE.

This Limited Warranty shall be limited to the repair or replacement of parts that prove defective under normal use and service and which on examination shall indicate, to CADAC Europe BV's satisfaction, they are defective. Before returning any parts, contact the customer service representative in your region. If CADAC Europe BV confirms the defect and approves the claim, CADAC Europe BV will elect to replace such parts.

This Limited Warranty does not cover any failures or operating difficulties due to accident, abuse, misuse, alteration, misapplication, vandalism, improper installation or improper maintenance or service, or failure to perform normal and routine maintenance.

Deterioration or damage due to severe weather conditions such as hail, hurricanes, earthquakes or tornadoes, discoloration due to exposure to chemicals either directly or in the atmosphere, is not cover by this Limited Warranty.

There are no other express warrants except as set forth herein and any applicable implied warranties of merchantability and fitness are limited in duration to the period of coverage of this express written limited warranty. Some regions do not allow limitation on how long an implied warranty lasts, so this limitation may not apply to you.

CADAC Europe BV is not liable for any special, indirect or consequential damages. Some regions do not allow the exclusion or limitation of incidental or consequential damages, to this limitation or exclusion may not apply to you.

CADAC Europe BV does not authorize any person or company to assume for it any obligation or liability in connection with the sale, installation, use, removal, return, or replacement of its equipment; and no such representations are binding on CADAC Europe BV.

This Warranty applies only to products sold at retail.

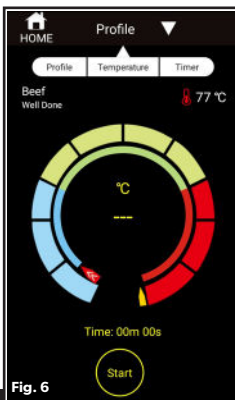


Fig. 6



Fig. 7

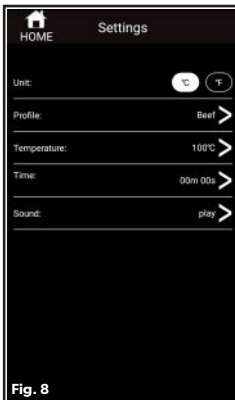


Fig. 8

CADAC SOUTH AFRICA

P.O. Box 43196,
 Industria, 2042 South Africa
 Tel: +27 11 470 6600
 Email: info@cadac.co.za
 www.cadaca.co.za

CADAC UK

14 Deanfield Court,
 Link59 Business Park,
 Clitheroe, Lancashire,
 BB7 1QS
 United Kingdom.
 Tel: +44 (0) 333 2000363
 E-mail: info@cadacuk.com
 www.cadacinternational.com

CADAC MOZAMBIQUE

Exclusive Brands Africa
 492 Avenida Namaacha
 Maputo, Mozambique
 Tel: +258 21 406254
 www.cadac.co.mz

CADAC IRAN

Robin Bazargan Carin Co.
 Unit D, 6th Floor, Negin Zafar
 Building, No.1327,
 Shariati Street, Tehran, Iran
 Tel: +98 21 276 00 781
 Mail: info@cadac.ir

CADAC CHINA

Room 807, Huayue International
 Building, No.255 Tiangao Road,
 South
 Yinzhou business district,
 Ningbo, China
 Tel: +86 574 87723937
 Email: info@cadac.com.cn

CADAC SWEDEN & NORWAY

KAMA FRITID AB
 0046 36 353700
 info@kamafritid.se

CADAC EUROPE

Ratio 26, 6921 RW Duiven
 The Netherlands
 Tel: +31 26 319 7740
 Email: info@cadaceurope.com
 www.cadacinternational.com

CADAC SCANDINAVIA

Millarco International A/S
 Rokhøj 26
 8520 Lystrup, Denmark
 Phone: +45 87 43 42 00
 millarco@millarco.dk
 www.millarco.com

CADAC MONTENEGRO

City kvart Z1L6
 81000 Podgorica, Montenegro
 Tel 38220671446, 38269020063
 E-mail: coca@t-com.me

CADAC DENMARK

Camper Fritid
 Industrivej 11
 6640 Lunderskov, Denmark
 Tel.: +45 7558 5255
 Email: info@camper.dk
 www.camper.dk

CADAC ZIMBABWE

Exclusive Brands Africa
 Unit 8 Birkenhead Park
 43 Josiah Chinamano Street
 Belmont, Bulawayo
 Tel: +263 971 740 (Bul)
 Tel: +263 479 2564 (Har)
 www.cadac.co.zw

CADAC GERMANY

Ratio 26, 6921 RW Duiven
 The Netherlands
 Tel: +31 26 319 7740
 Email: info@cadaceurope.com
 www.cadacinternational.com

CADAC Czech Rep.

RÖSLER Praha spol. s r.o.
 K Horkám 19/21
 102 00 Praha 10 Česká republika
 Tel: +420 267 188 011
 Email: info@rosler.cz
 www.rosler.cz

CADAC FINLAND

OY KAMA FRITID AB
 Koivuhaantie 2-4 B
 01510 VANTAA
 00358 20 792 0310
 info@kamafritid.fi

CADAC POLAND

Kamai
 Wola Batorska 461
 32-007 Wola Batorska Poland
 Tel: +48 12 635 1373
 Email: handlowy@kamai.pl
 www.kamai.pl

CADAC ZAMBIA

Exclusive Brands Africa Limited
 7225A Kachidza Road
 Light Industrial Area
 Lusaka, Zambia
 Tel: +260 211 842015
 Tel: +260977 345034
 Email: info@ebagr.com

CADAC FRANCE

Le Viallon, 42520 Veranne
 France
 Tel: +33 4 74 78 13 65
 Email: info@cadaceurope.com
 www.cadacinternational.com

CADAC NEW ZEALAND

Riverlea Group (Pty) Ltd
 2A Maui Street, Pukete,
 Hamilton 3200, New Zealand
 Tel: +64 7 847 0204
 Email: sales@riverleagroup.co.nz
 www.riverleagroup.co.nz

CADAC U.A.E.

Supreme Impex General Trading
 LLC Office No. 1801-7 Latifa
 Tower Sheikh Zayed Road
 Dubai, UAE

CADAC ITALY

Brunner SRL/GMBH
 via Buozzi, 8
 39100 Bolzano (Italy)
 Tel: +39 0471 542900
 Email: info@brunner.it
 www.brunnerinternational.com

CADAC SOUTH EAST EUROPE

Bulevar oslobođenja 285
 Tel: +381 11 339 2700
 Email: sinisaj@cadac.rs
 www.cadac.rs