



LIVE THE BRAAI LIFE

TRIO POWER PAK

MODEL No 370, 370-QR



MODEL: 370



MODEL: 370-QR



USER INSTRUCTIONS

EN DE DK ES FR IT NL NO PL SE

CAUTION

EN

Provide ample ventilation as this product gets connected to gas appliances which consume air (oxygen). If more gas appliances and/or occupants using gas are added to the space, additional ventilation must be provided.

IMPORTANT

Read these instructions carefully so as to familiarise yourself with the product before fitting it to a gas appliance.
Retain these instructions for future reference.

1. General

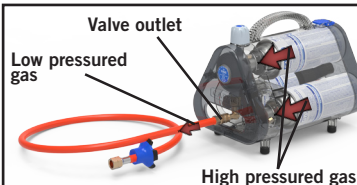
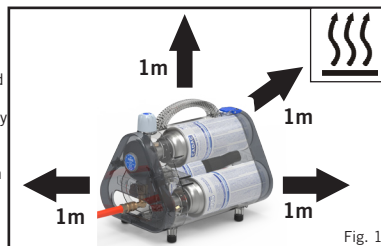
- The CADAC Trio is a light weight, compact LPG source for CADAC and other camping products, it replaces a gas cylinder and regulator. You fit the gas cartridges into the Trio Power Pak and then to a camping stove or BBQ.
- This regulator complies with EN16129:2013 and SANS 1539:2017.
- Appliance category: I3B(28-30mbar) All GB, FR, NL, NO, SI, CH, TR, DE, AT and LU
- Appliance category: I3B(50mbar) DE, AT and LU
- Only to be used with EN417 type disposable cartridges (CADAC CAN220G).
- The Trio Power Pak is to be used only in the horizontal position.
- Gas appliances require ventilation for efficient performance and to ensure the safety of users and other persons in close proximity.
- The Power Pak is fitted with a regulator with a maximum supply rate of 1.0kg/hour.
- The user may adjust the supply rate of the Power Pak unit by turning the control valve on the Power Pak from fully closed to fully open.
- For outdoor use only!

Country name abbreviations

AT=Austria	DK=Denmark	GB=UnitedKingdom	NO=Norway
BE=Belgium	ES=Spain	IE=Ireland	PL=Poland
CH=Switzerland	FI=Finland	IT=Italy	PT=Portugal
DE=Germany	FR=France	NL=Netherlands	SE=Sweden
SI=Slovenia			

2. Safety information

- The Trio Power Pak is guaranteed for a period of 2 years against factory faults. Natural wear and tear and valve components are excluded. Warranty excludes damage caused by improper handling, misuse or repair by an unauthorized LP gas dealer. Liability is limited to replacement of products. Never use in an unventilated room with all windows and doors closed.
- Never place the Trio Power Pak on a stove, and always keep it at least 1 meter away from any source of heat (Fig. 1), and ensure it is not placed in an environment where the temperature will exceed 40°C.
- Always store, transport or use the Trio Power Pak in a horizontal position as seen in images in this guide.
- When not in use, keep the valve closed.
- Do not use an appliance which is leaking, damaged or which does not operate properly (malfunctioning).
- If you suspect a gas leak, soapy water must be applied to the joints (the appliance must not be fully immersed in soapy water as this may result in an unsafe operation of the appliance). Any leakage will be seen as bubbles coming from the leakage point. If you cannot remedy any leakage, unscrew the gas cartridge from the appliance and return the appliance to your stockist.
- This product and the connected gas appliance should only be used in a well-ventilated location (minimum ventilation requirement 5m³/h) in order to satisfy official ventilation standards for the supply of sufficient combustion air and to avoid the dangerous building up of unburned gases.
- Gas cartridges must be fitted or changed in a well-ventilated location, preferably outside and away from any sources of ignition, such as naked flames, pilots, electric fires and away from other people.
- Never leave the appliance unattended when in use.
- Do not modify the appliance. Do not use it for anything for which it has not been designed.
- Remove the gas cartridges when not in use.



3. Assembly & Operation

- First ensure the control knob on the Trio Power Pak is closed.
 - Ensure that the hose is connected securely to the outlet of the Power Pak (Fig. 2).
 - Connect the other end of the hose securely to the appliance you wish to operate, using the hand wheel to tighten (Fig. 3).
- 1: Hand wheel (17mm Hex) and hose component
 - 2: Move the handle wheel to the end of the hose sliding it over the brass nut.
 - 3: Connect brass nut to the inlet of the BBQ, turn the hand wheel to tighten.

- Insert the gas cartridges into the unit by aligning the grooves, then push the cartridge inwards and turn clockwise as shown (Fig. 4).
- Turn the control knob on the Power Pak anti-clockwise to increase the gas flow (Fig. 5).
- Then turn on the appliance you wish to operate, and light the appliance.
- Adjust the control knob, to reach the desired level gas flow to the appliance.
- Heat control to be done using the appliance control knob.

4. To disconnect the unit

- Close the control knob.
- Remove the cartridge/s by turning counterclockwise and remove.
- Disconnect the hose from the appliance and pack the unit away for storage.
- Cartridges should always be stored in a cool, dry, well-ventilated area.




5. Checking for leaks

- To check for leaks, apply soapy water to the connection areas and see if any bubbles are visible. Any leakage will be seen as bubbles coming from the leakage point. If you cannot remedy any leakage, return your product to your stockist. Leaking gas cartridges can only be detected by the smell of gas.

6. Spares

- Always use genuine CADAC spares as they have been designed to give optimum performance.

Item	Spare No.	Item	Spare No.
	370-SP011		370-SP012
	370-SP003 (30mbar)		370-SP005
	370-SP013 (50mbar)		370-SP004
	370-SP008		370-SP013





LIVE THE BRAAI LIFE

CADAC INTERNATIONAL

P.O. Box 43196,
Industria, 2042 South Africa
Tel: +27 11 470 6600
Email: info@cadac.co.za
www.cadacinternational.com

CADAC UK

14 Deanfield Court,
Link59 Business Park,
Clitheroe, Lancashire,
BB7 1QS
United Kingdom.
Tel: +44 (0) 333 2000363
E-mail: info@cadacuk.com
www.cadacinternational.com

CADAC MOZAMBIQUE

Exclusive Brands Africa
492 Avenida Namaacha
Maputo, Mozambique
Tel: +258 21 406254
www.cadac.co.mz

CADAC IRAN

Robin Bazarganan Carin Co.
Unit D, 6th Floor, Negin Zafar
Building, No.1327,
Shariati Street, Tehran, Iran
Tel: +98 21 276 00 781
Mail: info@cadac.ir

CADAC CHINA

Room 807, Huayue International
Building, No.255 Tiangao Road,
South
Yinzhou business district,
Ningbo, China
Tel: +86 574 87723937
Email: info@cadac.com.cn

CADAC SWEDEN & NORWAY

KAMA FRITID AB
0046 36 353700
info@kamafritid.se

CADAC EUROPE

Ratio 26, 6921 RW Duiven
The Netherlands
Tel: +31 26 319 7740
Email: info@cadaceurope.com
www.cadacinternational.com

CADAC SCANDINAVIA

Millarco International A/S
Rokhøj 26
8520 Lystrup, Denmark
Phone: +45 87 43 42 00
millarco@millarco.dk
www.millarco.com

CADAC MONTENEGRO

City kvart Z116
81000 Podgorica, Montenegro
Tel 38220671446,
38269020063
E-mail: coca@t-com.me

CADAC DENMARK

Camper Fritid
Industrivej 11
6640 Lunderskov, Denmark
Tel.: +45 7558 5255
Email: info@camper.dk
www.camper.dk

CADAC ZIMBABWE

Exclusive Brands Africa
Unit 8 Birkenhead Park
43 Josiah Chinamano Street
Belmont, Bulawayo
Tel: +263 971 740 (Bul)
Tel: +263 479 2564 (Har)
www.cadac.co.zw

CADAC GERMANY

Ratio 26, 6921 RW Duiven
The Netherlands
Tel: +31 26 319 7740
Email: info@cadaceurope.com
www.cadacinternational.com

CADAC Czech Rep.

RÖSLER Praha spol. s r.o.
K Horkám 19/21
102 00 Praha 10 Česká republika
Tel: +420 267 188 011
Email: info@rosler.cz
www.rosler.cz

CADAC FINLAND

OY KAMA FRITID AB
Koivuhaantie 2-4 B
01510 VANTAA
00358 20 792 0310
info@kamafritid.fi

CADAC POLAND

Kamai
Wola Batorska 461
32-007 Wola Batorska Poland
Tel: +48 12 635 1373
Email: handlowy@kamai.pl
www.kamai.pl

CADAC ZAMBIA

Exclusive Brands Africa Limited
7225A Kachidza Road
Light Industrial Area
Lusaka, Zambia
Tel: +260 211 842015
Tel: +260977 345034
Email: info@ebagrp.com

CADAC FRANCE

Le Viallon, 42520 Veranese
France
Tel: +33 4 74 78 13 65
Email : info@cadaceurope.com
www.cadacinternational.com

CADAC NEW ZEALAND

Riverlea Group (Pty) Ltd
2A Maui Street, Pukete,
Hamilton 3200, New Zealand
Tel: +64 7 847 0204
Email: sales@riverleagroup.co.nz
www.riverleagroup.co.nz

CADAC U.A.E.

Supreme Impex General Trading
LLC Office No. 1801-7 Latifa
Tower Sheikh Zayed Road
Dubai, UAE

CADAC ITALY

Brunner SRL/GMBH
via Buozzi, 8
39100 Bolzano (Italy)
Tel: +39 0471 542900
Email: info@brunner.it
www.brunnerinternational.com

CADAC SOUTH EAST EUROPE

Bulevar oslobodjenja 285
Tel: +381 11 339 2700
Email: sinisaj@cadac.rs
www.cadac.rs